

Holy Redeemer Catholic Primary School (8853368)

Total pupils 31
Pupils with KS1 28

FFT

School Attainment

Nat. 2022

Nat. 2019

VA 2022

		Nat. 2022	Nat. 2019	VA 2022
% Expected Read/Writ/Maths	87%	60%	65%	+22%
% Higher Read/Writ/Maths	10%	7%	11%	+1%
Scaled Score Read/GPS/Maths	109.0	104.3	105.2	+4.1
% Expected Reading	100%	75%	74%	+21%
% Higher Reading	58%	28%	27%	+22%
Scaled Score Reading	110.1	104.7	104.5	+4.8
% Expected Writing	90%	71%	79%	+14%
% Higher Writing	16%	13%	20%	+2%
Scaled Score Writing	103.5	101.3	101.8	+2.4
% Expected Maths	97%	73%	79%	+21%
% Higher Maths	32%	23%	27%	+8%
Scaled Score Maths	107.6	103.9	105.1	+3.5
% Expected GPS	100%	73%	78%	+23%
% Higher GPS	65%	29%	36%	+28%
Scaled Score GPS	110.5	105.1	106.4	+4.6
% Expected Science	100%	80%	83%	

EXS RWM


School 87%
NAT 60%

Attendance


Cohort 93.9%
Nat Y6 92.9%

Attendance (COVID X): X = Absent


Reading Scaled Score



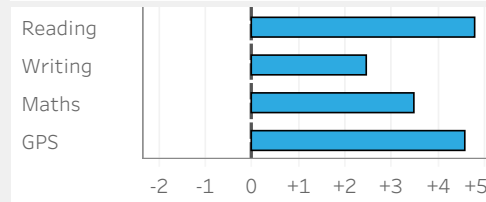
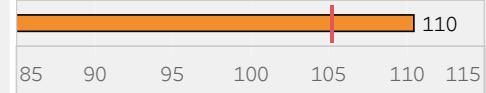
Writing Scaled Score



Maths Scaled Score



GPS Scaled Score



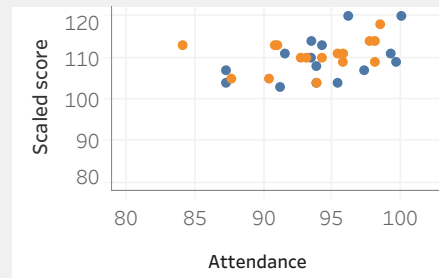
Pupil groups

	Pupils	Reading SS	Reading VA	Writing SS	Writing VA	Maths SS	Maths VA	GPS SS	GPS VA	Attendance
All Pupils	31	110.1	+4.8 ●	103.5	+2.4	107.6	+3.5 ●	110.5	+4.6 ●	94%
Female	16	110.6	+3.5 ●	105.5	+2.7	106.4	+2.4	110.6	+3.4 ●	94%
Male	15	109.7	+6.5 ●	101.3	+2.1	109.0	+5.0 ●	110.4	+6.1 ●	94%
Higher	6	115.3	+3.4 ●	109.7	+1.6	113.3	+1.6	116.3	+2.1	95%
Middle	19	109.1	+3.9 ●	102.9	+2.1	106.5	+3.0 ●	109.5	+4.6 ●	94%
Lower	3	105.3	+13.2 ●	95.0	+6.3 ●	101.3	+10.3 ●	101.3	+9.7 ●	95%
FSM6	6	111.7	+4.2 ●	104.7	+1.9	108.2	+2.6	112.3	+4.9 ●	93%
Not FSM6	25	109.8	+4.9 ●	103.2	+2.6	107.5	+3.7 ●	110.0	+4.5 ●	94%
EHCP	1	103.0	+11.7 ●	91.0	+3.3 ●	104.0	+13.8 ●	100.0	+8.9 ●	91%
Support	4	106.8	+8.5 ●	97.0	+2.6	106.3	+6.7 ●	105.0	+6.5 ●	92%
Not SEND	26	110.9	+4.0 ●	104.9	+2.4	108.0	+2.7	111.7	+4.2 ●	94%
Autumn	9	111.3	+5.8 ●	104.1	+2.6	108.2	+4.0 ●	111.6	+6.0 ●	96%
Spring	10	110.9	+4.9 ●	103.8	+2.0	110.0	+5.0 ●	111.9	+3.9 ●	93%
Summer	12	108.6	+4.0 ●	102.7	+2.6	105.3	+2.2	108.5	+3.9 ●	93%

Show on X axis: Attendance

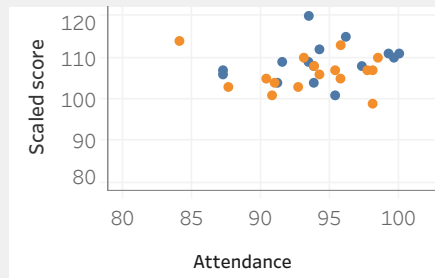
Scaled Score Reading

Female (orange) | Male (blue)



Scaled Score Maths

Female (orange) | Male (blue)



Scaled Score GPS

Female (orange) | Male (blue)

